

Basic Rhythms in 8th Notes

Walter White

These are the same as the quarter note pages but in 8th notation. The foot tap is for every other note now. Count aloud, be precise, play at a tempo your muscles will move in a relaxed fashion. First play with your weaker hand, then the other and then both with a right lead. Here 1 and 2 are right hand and the in between counts are the left. Remember anything on a number count is the right hand. This is but one approach, but it is an important one.

1 $\sharp \frac{2}{4}$

2 \sharp

3 \sharp

4 \sharp

5 \sharp

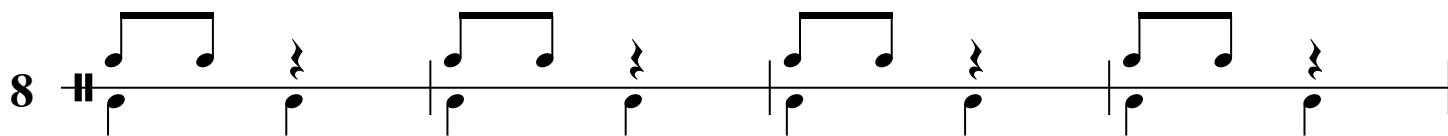
6 \sharp

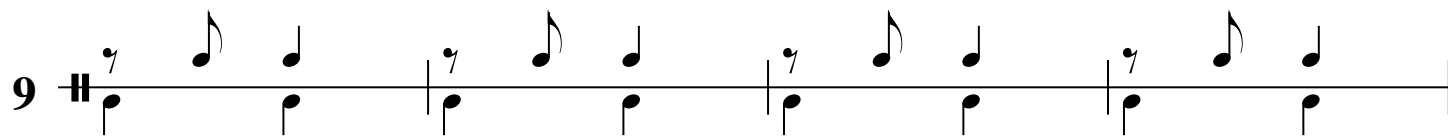
7 \sharp

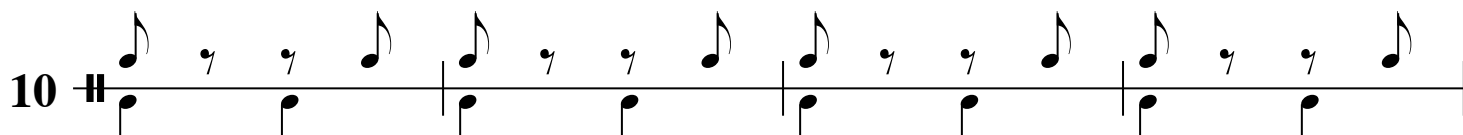
Again, commit these to memory and your reading will amaze everyone. You will find yourself reading with ease and comfort. nothing the Band Director puts in front of you will challenge you if you have these simple patterns down.


The next lesson will address the 16th note patterns.

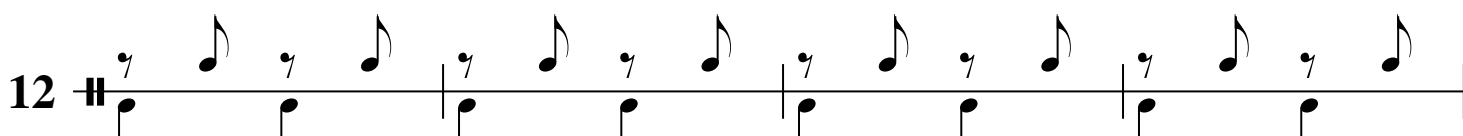
Basic Rhythm Development

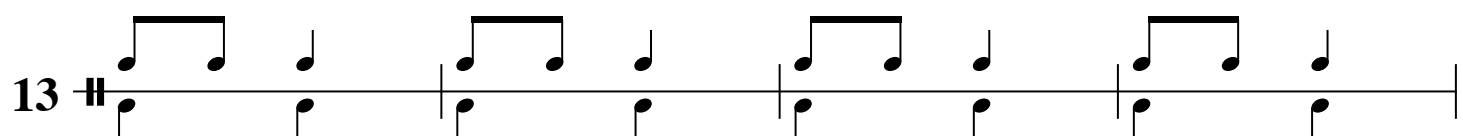
8 

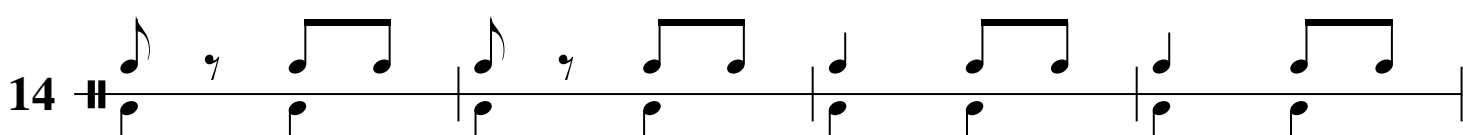
9 

10 

11 

12 

13 

14 

15 