

Basic Rhythms in 16th Notes

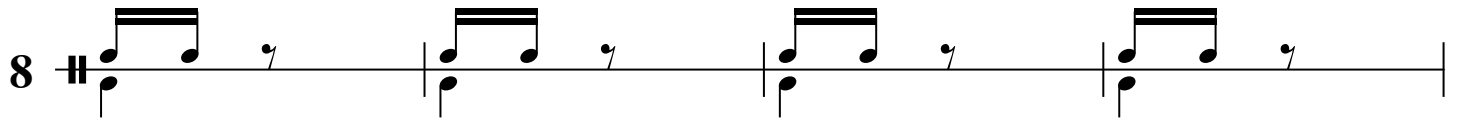
Walter White


On the following 2 pages again you will find 70% of all the rhythms you will play in your normal playing life but in 16th note groupings. These are the same as the quarter note pages but in 8th notation. The foot tap is for every other note now. Count aloud, be precise, play with one hand, then the other and then both with a right lead. Herethe right lead is the 1 and 2 are right hand and the in between counts are the left.

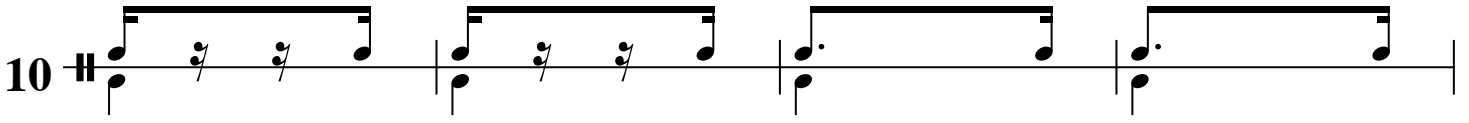
The image displays seven musical staves, numbered 1 through 7, each containing a rhythmic exercise in 16th notes. All staves are in the key of D major (one sharp) and 4/4 time. Each staff consists of four measures, with a double bar line at the end of each measure. The exercises are as follows:

- Staff 1:** A steady eighth-note pattern: D4, E4, F4, G4, A4, B4, C5, D5.
- Staff 2:** A dotted quarter note followed by an eighth note: D4, E4, F4, G4, A4, B4, C5, D5.
- Staff 3:** A dotted eighth note followed by a sixteenth note: D4, E4, F4, G4, A4, B4, C5, D5.
- Staff 4:** A dotted quarter note followed by an eighth note, with a foot tap (indicated by a vertical line) on the off-beats: D4, E4, F4, G4, A4, B4, C5, D5.
- Staff 5:** A dotted eighth note followed by a sixteenth note, with a foot tap on the off-beats: D4, E4, F4, G4, A4, B4, C5, D5.
- Staff 6:** A dotted quarter note followed by an eighth note, with a foot tap on the off-beats: D4, E4, F4, G4, A4, B4, C5, D5.
- Staff 7:** A dotted eighth note followed by a sixteenth note, with a foot tap on the off-beats: D4, E4, F4, G4, A4, B4, C5, D5.

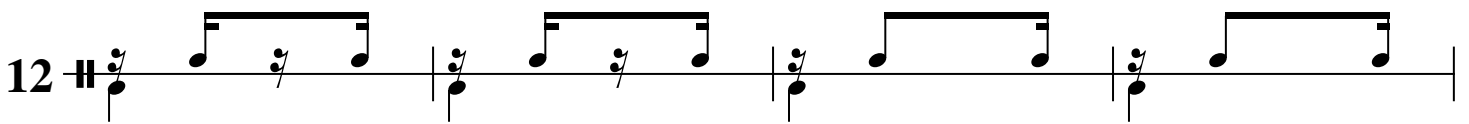
Again, commit these to memory and your reading will amaze everyone. You will find yourself reading with ease and comfort. nothing the Band director puts in front of you will challenge you if you have these simple patterns down. The next lesson will address the triplet patterns.


8 

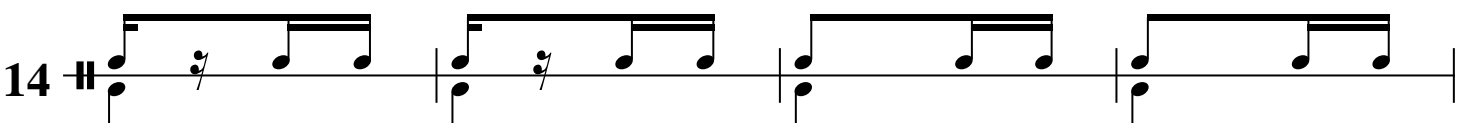
9 

10 

11 

12 

13 

14 

15 